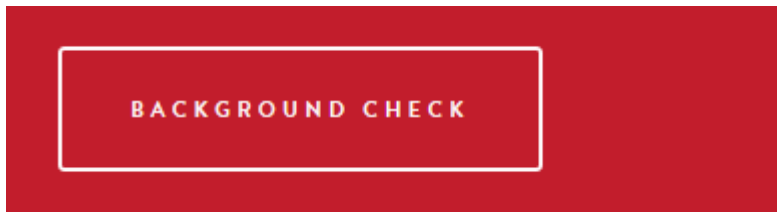


1st- Go to tnsoccer.org

2nd- Select the Red Button "Background Check" in the Quick Links section



3rd- Select the "Registration" at the top right



4th- If you have an Affinity account enter your Username and Password and Select "Login"

Enter Username*

Enter Password*

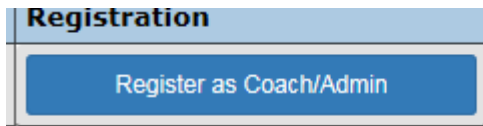
[Forgot Username or Password?](#)

OR, if you DO NOT have an Affinity account select "Create New Account"

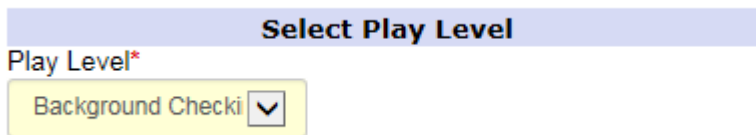
Don't have an Account?

5th- You Should see your name and select "Continue"

6th- You should see your name again and select "Register as Coach/Admin"

A rectangular button with a light blue header containing the word "Registration" in bold. Below the header is a darker blue area with the text "Register as Coach/Admin" in white.

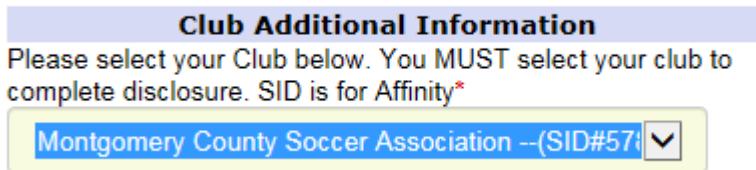
7th- On the drop down for Play Level select "Background Checking"

A light blue header with the text "Select Play Level" in bold. Below the header is the text "Play Level*" followed by a yellow dropdown menu. The dropdown menu is currently open, showing the text "Background Checki" and a downward-pointing arrow.

8th- Ensure your Address Information is correct


9th- Enter your Driver License Information

10th- In the Club Additional Information select the club you are with in the drop down(Please note the drop down starts with Action Indoor and if you DO NOT select the proper club you will be defaulted to that club)

A light blue header with the text "Club Additional Information" in bold. Below the header is the text "Please select your Club below. You MUST select your club to complete disclosure. SID is for Affinity*". Below this text is a yellow dropdown menu. The dropdown menu is currently open, showing the text "Montgomery County Soccer Association --(SID#57)" and a downward-pointing arrow.

11th- Answer the questions and select "Save & Next Page"

12th- Read and Accept the 5 boxes, Drug testing, Cardiac acknowledgement and Concussion Information and select "Agree & Continue"

A small square checkbox with a checkmark inside, followed by the text "I Accept".

Agree & Continue >>

13th- You will then see "Congratulations, registration is now complete" you can print receipt and ELA

Congratulations, registration is now complete!

Use the buttons below to save and print documents for your records.

Print Receipts & Forms

Print ELA

Log out and back to [My Account Login] page

NOTE: IF you do not get to this page the background check is NOT complete